




For our DREAM final project we are interested in transforming the Wooden Waterfall in the campus center into a comfortable space where students can spend time outside of class.

-  - first priority
-  - second priority
-  - third priority

- 1. Carpeting:** We would like the large steps and the areas above and below them covered in carpet. We discussed having temporary carpeting that would roll up and be able to be put in our designated storage space. Russ has agreed to take measurements of the stairs and find carpets for the Wooden Waterfall. Because of the unique shape of the steps, we can cut the carpet to the proper shape and size. In the future, as this space continues to see more use, we would like to consider having more permanent carpet installed. - [Let's keep the carpet to lengths that can be rolled and stored and to the width of the stair/seat](#)
- 2. Cushions:** Cushions greatly add to the comfort of the space. We will look into SAC funding to purchase pillows in the fall semester for this purpose. [Cushions to be stored in the designated space](#)
- 3. Storage Space:** We discussed turning the phone booths into cabinets to be used for storage. [Two of the phone booths are under design, We are custom making doors so both the booth and the area beneath will be available storage. We are currently looking at cost of material based on the design. The emergency phone will remain](#)
- 4. Lights:** We discussed a few options for the emergency light in the hallway. Russ will either get a gel to cover the light to make it less intense, or will look into changing the location of the emergency light. Russ will also look into shutting off the lights in the entryway to the building. [We will relocate the circuit to keep the light closest to the area out](#)
- 5. Sound dampening panels:** It would be nice to hang sound dampening panels (like are in the dining hall) to reduce the echos in the room. We have fabric that we can use. [Russ to search out options for what will work in this space](#)
- 6. Projector/Projector Screen Set-up:** We would eventually like to put in a projector and projector screen. The projector screen would be located a few feet in front of the wall at the bottom of the big steps (leaving ample room for the fire alarm to be accessed and the fire strobe to be seen). The screen could either be hung on large hooks that stick out from the wall, or be set up on the floor. We would talk to IT about getting a projector installed for use in this space.

7. Curtains/blinds: Curtains/blinds will greatly reduce the amount of light let in through the windows and improve the acoustics of the space. As the Wooden Waterfall becomes a more frequented space, we would like to look into getting fire-code-compliant curtains/blinds installed on the windows.

